

TRAKER T60

600 kg · 1323 lbs

IT Motori termici più performanti e una grande potenza idraulica a tre stadi permettono al minidumper T60 di trasportare facilmente carichi fino a 600 kg. La macchina ideale per essere utilizzata su cantieri edili, giardinaggio, agricoltura o garden design.

EN More effective thermal engine and a great three-stage hydraulic power ensure to T60 minidumper to carry easily up to 1323 lbs loads. The ideal machine to be used in construction sites, landscaping, agriculture or garden design.

Sovraspanda
Extra overboard



Sottocarro rinforzato
Heavy duty undercarriage



T60 • MINIDUMPER

C&F—CONSTRUCTION EQUIPMENT



1

Motorizzazione diesel o benzina
Gasoline or diesel engine

2

Avviamento manuale o elettrico
Manual or electric starting

3

Tre pompe idrauliche a ingranaggi
Three hydraulic gear pumps

4

Trasmissione idrostatica
Hydrostatic transmission

5

Rulli oscillanti
Rocking rollers

VANTAGGI / ADVANTAGES



Equipaggiato con / Equipped with:
Honda 8.4 HP – Yanmar 6.7 HP

Altezza max 1420 mm
Max height 55.9 inch



Cruscotto completo di tutti i dispositivi di sicurezza
Dashboard equipped with all the safety devices

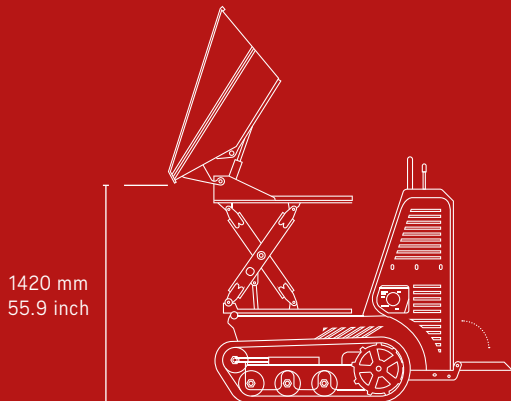
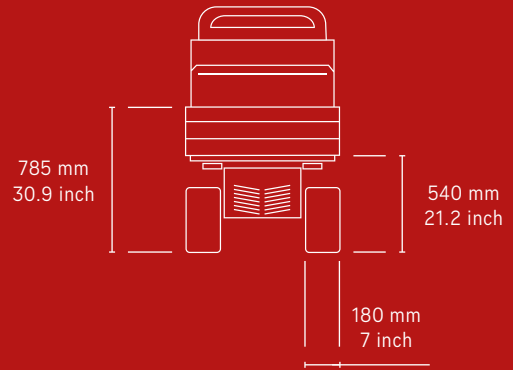
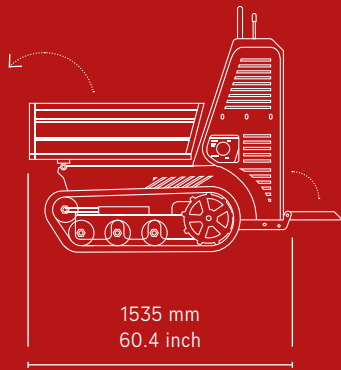
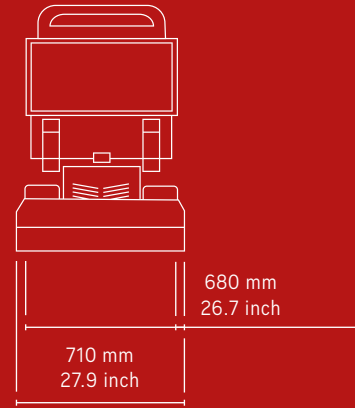
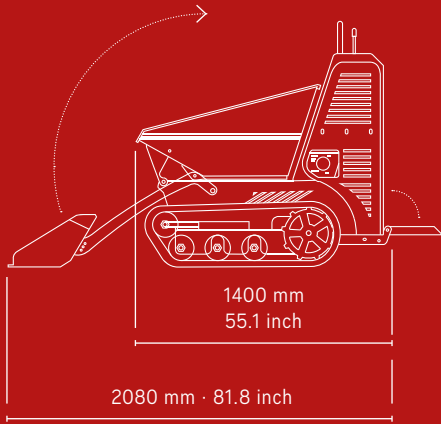


TRAKER T60

MINIDUMPER

CAPACITÀ OPERATIVA
OPERATING WEIGHT
600 kg · 1323 lbs

LARGHEZZA MACCHINA
MACHINE WIDTH
680 mm · 26.7 inch



MOTORE TERMICO
ENGINE

- HONDA GX270
- YANMAR L70N

TRASMISSIONE
TRANSMISSION

- IDROSTATICA
- HYDROSTATIC

POMPA IDRAULICA
HYDRAULIC PUMP

- 3 X INGRANAGGI
- 3 X GEAR PUMP

MOTORE IDRAULICO
HYDRAULIC MOTOR

- 2 x ORBITALI
- 2 x ORBITAL

PORTATA POMPA
PUMP FLOW RATE

- 3 x 14 l/min
- 3 x 3,8 gpm

PRESSIONE MASSIMA
MAX PRESSURE

180 bar

RAFFREDDAMENTO IDRAULICO
HYDRAULIC COOLING SYSTEM

- ARIA
- AIR

LARGHEZZA CINGOLI
TRACK WIDTH

- 180 mm
- 7 inch

RULLI
TRACK ROLLERS

3

RULLI OSCILLANTI
ROCKING ROLLERS

- SÌ
- YES

REGOLAZIONE CINGOLI
TRACK TENSIONER

- SÌ
- YES

2 VELOCITÀ DI TRASLAZIONE
2 TRAVEL SPEED

- 2.5 – 3.5 km/h
- 1.55 – 2.2 mp/h

CAPACITÀ OPERATIVA
OPERATING WEIGHT

- 600 kg / 1323 lbs

HIGH-TIP

- 500 kg / 1102 lbs

MASSA A VUOTO
EMPTY WEIGHT

- 355 kg
- 749 lbs

CARATTERISTICHE TECNICHE / TECHNICAL FEATURES



RASO 0.23 m³
STRUCK 0.28 yd³





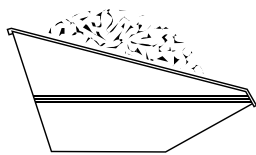
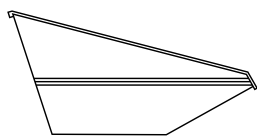
COLMO 0.29 m³
HEAPED 0.37 yd³



RASO 0.15 m³
STRUCK 0.19 yd³



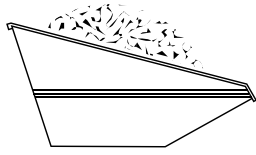
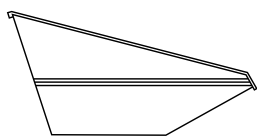
COLMO 0.23 m³
HEAPED 0.30 yd³



RASO 0.18 m³
STRUCK 0.23 yd³



COLMO 0.23 m³
HEAPED 0.30 yd³



CAPACITÀ / CAPACITY